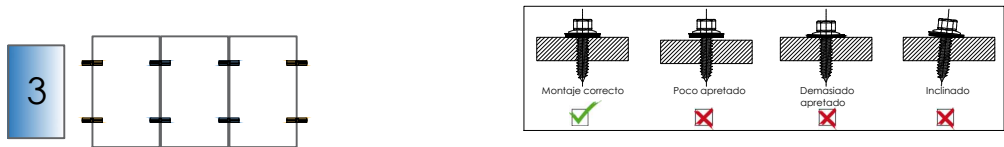
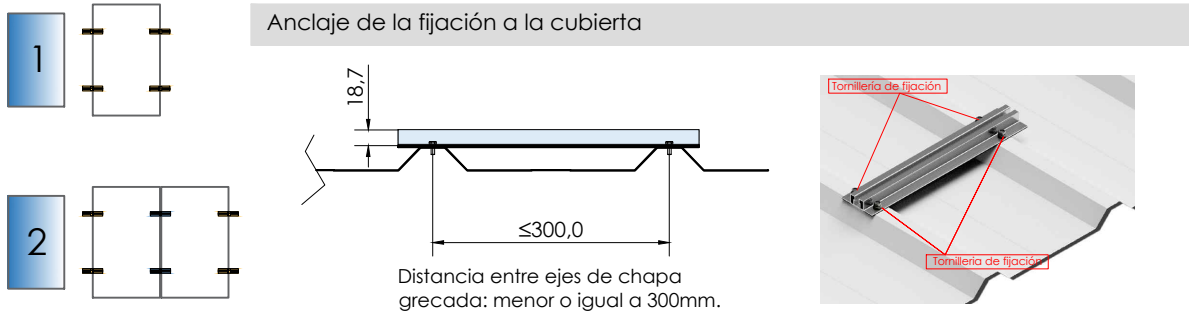
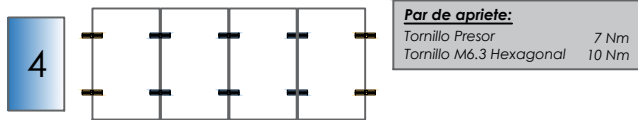


Nota:

- Comprobar el buen estado de la chapa y la capacidad portante de la misma
- Comprobar la impermeabilidad de la fijación una vez colocada

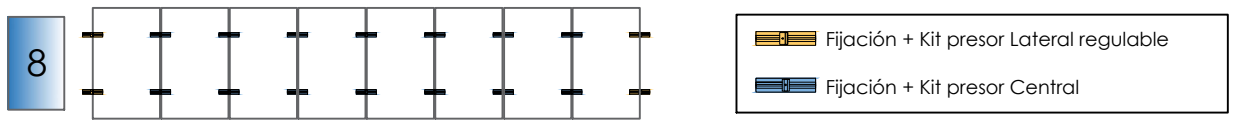
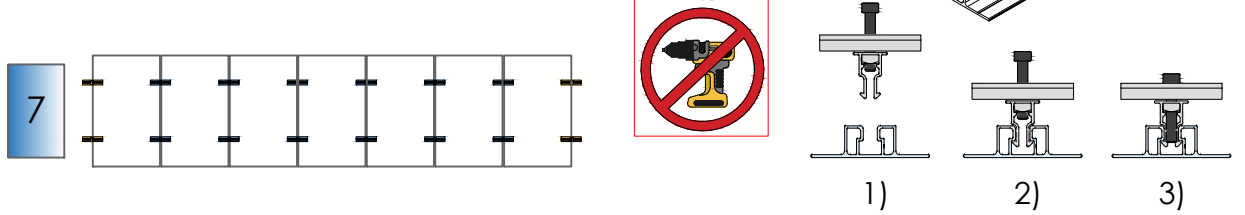
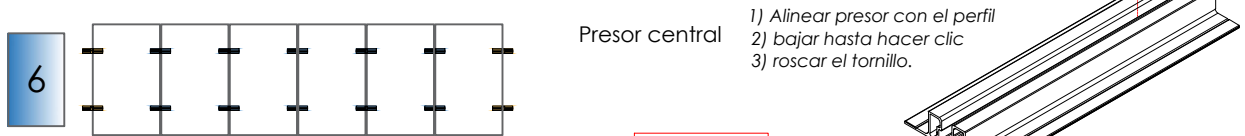
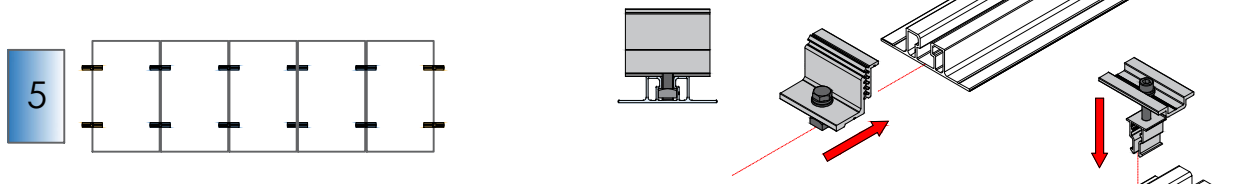


Fijación de los módulos con los presores centrales y laterales




Presor lateral

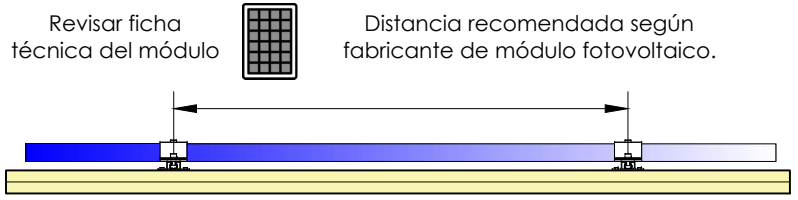
- 1) Alinear presor con el perfil
- 2) Introducir en la ranura
- 3) roscar el tornillo.



Soporte coplanar microrail para cubierta metálica. Vertical. 05V
SUNFER




El perfil se fija a la chapa mediante 4 tornillos S42 (2 a cada lado)



05V1	4	4	0
05V2	6	4	2
05V3	8	4	4
05V4	10	4	6
05V5	12	4	8
05V6	14	4	10
05V7	16	4	12
05V8	18	4	14

PLANO DE MONTAJE

Todos los tamaños



100% Reciclabable



Mercado ES19/86524 CE